

L'Equipe de recherche en épidémiologie sociale (ERES) constitue l'une des 7 équipes de l'Institut Pierre Louis d'Epidémiologie et de Santé Publique (UMRS 1136) labellisé par l'Inserm et Sorbonne Universités.

Notre programme de recherche comprend à la fois l'étude des inégalités sociales et territoriales de santé en tant que telles et l'étude de certains des déterminants de la santé qui contribuent à ces inégalités, notamment l'environnement géographique, les conditions de travail, les insertions sociales et les origines migratoires.

Santé des populations vulnérables

Recours aux soins des migrants en Europe

[Access to healthcare for people facing multiple health vulnerabilities.](#)

Chauvin P, Simonnot N, Vanbiervliet F, Vicart M, Vuillermoz C. Paris: Doctors of the World - Médecins du monde International Network, May 2015.

Recours aux soins des femmes dépressives en situation de précarité

[Why underserved patients do not consult their general practitioner for depression: results of a qualitative and a quantitative survey at a free outpatient clinic in Paris, France.](#)

Rondet C, Parizot I, Cadwallader JS, Lebas J, Chauvin P. BMC Fam Pract. 2015;16(1):57.

Santé des femmes en prison

[\[Motherhood behind bars: the struggle for citizens' rights and health for women inmates and their children in Brazil\].](#)

Ventura M, Simas L, Larouze B. Cad Saude Publica. 2015;31(3):607-19.

BARRIERS TO ACCESS HEALTHCARE IN SEVEN EUROPEAN COUNTRIES AND IN TURKEY (%)

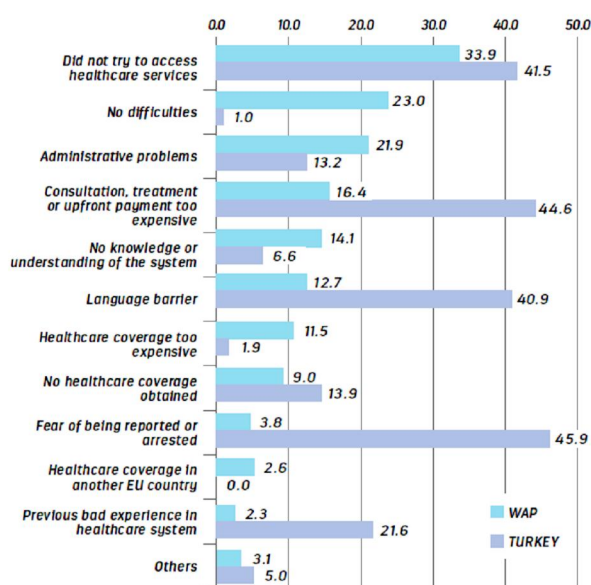
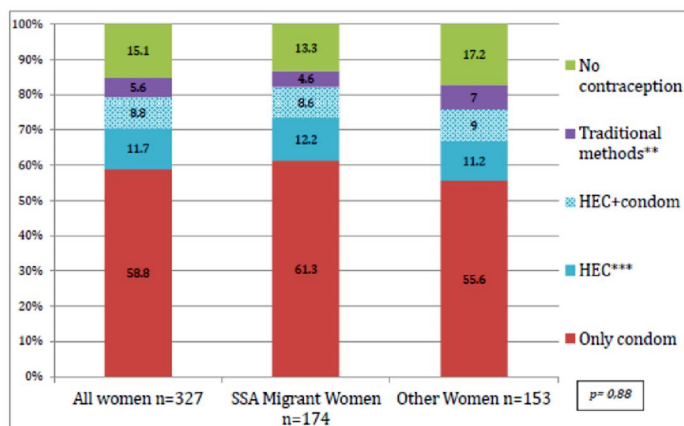


Figure 1. Distribution of contraception methods among women in need of contraception* according to geographic origin in Metropolitan France. (N=327) ANRS- VESPA 2 study, weighted frequencies (%)



Infection à VIH

Accès au traitement antirétroviral en milieu rural africain

[Barriers to antiretroviral treatment initiation in rural KwaZulu-Natal, South Africa.](#)

Plazy M, Newell ML, Orne-Gliemann J, Naidu K, Dabis F, Dray-Spira R. HIV Med. 2015 Apr 8. [Epub]

La contraception des femmes infectées par le VIH

[Women living with HIV still lack highly effective contraception: Results from the ANRS-Vespa2 study, France, 2011.](#)

Maraux B, Hamelin C, Bajos N, Dray-Spira R, Spire B, Lert F; Vespa2 study group. Contraception. 2015 May 1. [Epub]

Comparaisons internationales

Inégalités de mortalité aux USA et dans 7 pays européens

[The contribution of national disparities to international differences in mortality between the United States and 7 European countries.](#)

van Hedel K, Avendano M, Berkman LF, Bopp M, Deboosere P, Lundberg O, Martikainen P, Menvielle G, van Lenthe FJ, Mackenbach JP. Am J Public Health. 2015;105(4):e112-9.

La santé mentale

Dépression maternelle et développement de l'enfant

Maternal Depression Trajectories and Children's Behavior at Age 5 Years.

Van der Waerden J, Galéra C, Larroque B, Saurel Cubizolles MJ, Sutter-Dallay AL, Melchior M; EDEN Mother-Child Cohort Study Group. *J Pediatr.* 2015 Apr 9. [Epub]

Tabagisme maternel et développement de l'enfant

Maternal tobacco smoking in pregnancy and children's socio-emotional development at age 5: The EDEN mother-child birth cohort study.

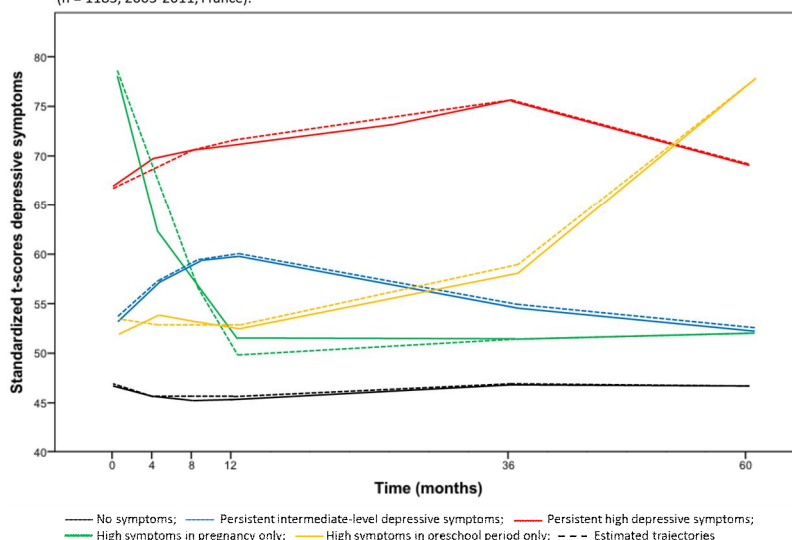
Melchior M, Hersi R, van der Waerden J, Larroque B, Saurel-Cubizolles MJ, Chollet A, Galéra C; EDEN Mother Child Cohort Study Group. *Eur Psychiatry.* 2015 Apr 2. [Epub]

E-santé chez les jeunes adultes

E-mental health care among young adults and help-seeking behaviors: a transversal study in a community sample.

Younes N, Chollet A, Menard E, Melchior M. *J Med Internet Res.* 2015 May 15;17(5):e123.

Figure Trajectories of maternal symptoms of depression by child's age in months in the EDEN cohort study (n = 1183, 2003-2011, France).



Prospective associations between repeated exposure to occupational factors in 2006 and 2010 and psychotropic drug use in 2010, adjusted for covariates: results of weighted Poisson regression analysis.

	Men and women (N = 4208)			
	RR ₁ /RR ₂ /RR ₃ ^a	p	RR ₁ /RR ₂ /RR ₃ ^b	p
Psychosocial working conditions				
High psychological demands	1.01/ 1.76/2.04	***	0.93/ 1.38/1.66	***
Low decision latitude	1.10/ 1.59/1.84	***	1.08/ 1.36/1.60	**
Low social support	1.19/1.26/ 1.36	ns	1.08/1.05/1.01	ns
Low reward	1.10/ 1.62/1.60	***	0.95/1.25/1.17	ns
Hiding emotions	1.57/2.00/2.30	***	1.53/1.79/2.02	***
Role conflict	1.26/1.23/1.22	ns	1.14/0.96/0.78	ns
Ethical conflict	0.84/ 1.34/1.35	*	0.73/1.04/1.02	ns
Tensions with the public	0.96/0.98/1.25	ns	0.92/0.74/0.86	ns
Job insecurity	1.09/ 1.55/1.51	**	0.99/1.30/1.14	ns
Work-life imbalance	1.08/ 1.43/1.53	**	0.98/1.16/1.24	ns
Working schedule				
Long working hours	1.07/1.05/0.79	ns	1.00/0.88/0.59	*
Night work	1.17/1.25/0.97	ns	1.07/1.01/0.86	ns
Shift work	1.00/ 1.54/1.17	ns	0.83/1.30/0.93	ns
Unpredictable working hours	0.92/1.32/1.13	ns	0.84/1.22/1.00	ns
Physical working conditions				
Biomechanical exposure	0.89/ 1.48/1.38	**	0.74/1.30/1.01	ns
Physical exposure	1.32/ 1.38/1.61	**	1.34/1.03/1.28	ns
Chemical exposure	1.25/1.28/1.18	ns	1.26/1.06/1.02	ns

RR adjusted for gender, age, occupation, marital status, dependent child, social support outside work and life events.

Reference group: non-exposed in 2006 and 2010, RR₁: exposed in 2006 and non-exposed in 2010, RR₂: non-exposed in 2006 and exposed in 2010, RR₃: exposed in 2006 and 2010.

Bold: RR significant at 5%.

Global Wald test: ***: p < 0.001, **: p < 0.01, *: p < 0.05, ns: non-significant.

^a Occupational factors studied separately.

^b All occupational factors studied simultaneously.

Questions méthodologiques

Prédiction des modes de transport dans les études de santé

Using GPS, GIS, and Accelerometer Data to Predict Transportation Modes.

Brondeel R, Pannier B, Chaix B. *Med Sci Sports Exerc.* 2015 May 15. [Epub]

Conception : M.C. Gruposso, P. Chauvin, ERES, IPLESP, 2015.

La santé au travail

Conditions de travail et psychotropes

Working conditions and psychotropic drug use: Cross-sectional and prospective results from the French national SIP study.

Lassalle M, Chastang JF, Niedhammer I. *J Psychiatr Res.* 2015;63:50-7.

Evolution de la santé mentale chez les actifs au travail entre 2006 et 2010

Changes in major depressive and generalized anxiety disorders in the national French working population between 2006 and 2010.

Malard L, Chastang JF, Niedhammer I. *J Affect Disord.* 2015;178:52-9.

Facteurs associés aux accidents de travail

Psychosocial factors at work and occupational injury: results from the French national SUMER survey.

Lesuffleur T, Chastang JF, Sandret N, Niedhammer I. *J Occup Environ Med.* 2015 Mar;57(3):262-9.

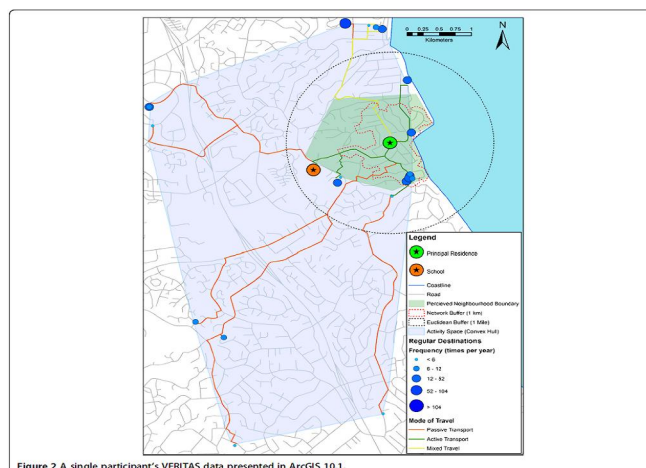


Figure 2 A single participant's VERITAS data presented in ArcGIS 10.1.

Pour vous inscrire ou vous désinscrire : www.iplesp.upmc.fr/eres